


Term 3 Year 2 KIRFS to learn at home

- Recognise odd and even numbers to 100 - it is important that children are able to recognise what is an odd number (a number that can not be halved equally) and an even number (a number which can be halved equally)



- Know the value of all coins and notes (Recap from Year 1)



Practice making amounts of money – can you make 56p using the coins in the purse ?

Can you make £5 and 35p ?

Can you find three different ways of making 29p using the coins in the purse ?

Know multiplication and **division** facts for the 2, 5 and 10 times tables - These will be tested weekly this term.

2		5		10	
$1 \times 2 = 2$	$2 \div 2 = 1$	$1 \times 5 = 5$	$5 \div 5 = 1$	$1 \times 10 = 10$	$10 \div 10 = 1$
$2 \times 2 = 4$	$4 \div 2 = 2$	$2 \times 5 = 10$	$10 \div 5 = 2$	$2 \times 10 = 20$	$20 \div 10 = 2$
$3 \times 2 = 6$	$6 \div 2 = 3$	$3 \times 5 = 15$	$15 \div 5 = 3$	$3 \times 10 = 30$	$30 \div 10 = 3$
$4 \times 2 = 8$	$8 \div 2 = 4$	$4 \times 5 = 20$	$20 \div 5 = 4$	$4 \times 10 = 40$	$40 \div 10 = 4$
$5 \times 2 = 10$	$10 \div 2 = 5$	$5 \times 5 = 25$	$25 \div 5 = 5$	$5 \times 10 = 50$	$50 \div 10 = 5$
$6 \times 2 = 12$	$12 \div 2 = 6$	$6 \times 5 = 30$	$30 \div 5 = 6$	$6 \times 10 = 60$	$60 \div 10 = 6$
$7 \times 2 = 14$	$14 \div 2 = 7$	$7 \times 5 = 35$	$35 \div 5 = 7$	$7 \times 10 = 70$	$70 \div 10 = 7$
$8 \times 2 = 16$	$16 \div 2 = 8$	$8 \times 5 = 40$	$40 \div 5 = 8$	$8 \times 10 = 80$	$80 \div 10 = 8$
$9 \times 2 = 18$	$18 \div 2 = 9$	$9 \times 5 = 45$	$45 \div 5 = 9$	$9 \times 10 = 90$	$90 \div 10 = 9$
$10 \times 2 = 20$	$20 \div 2 = 10$	$10 \times 5 = 50$	$50 \div 5 = 10$	$10 \times 10 = 100$	$100 \div 10 = 10$
$11 \times 2 = 22$	$22 \div 2 = 11$	$11 \times 5 = 55$	$55 \div 5 = 11$	$11 \times 10 = 110$	$110 \div 10 = 11$
$12 \times 2 = 24$	$24 \div 2 = 12$	$12 \times 5 = 60$	$60 \div 5 = 12$	$12 \times 10 = 120$	$120 \div 10 = 12$

- Know doubles and halves to 20 with instant recall

www.topmarks.co.uk is a useful free maths website. Select the game Hit the Button. Here you can practice doubling and halving in addition to times tables.

Profile


Topmarks Topmarks Whiteboard
Search Resources

[Home](#) > [Maths Games](#) > Hit the Button

Hit the Button ▶ Play Game

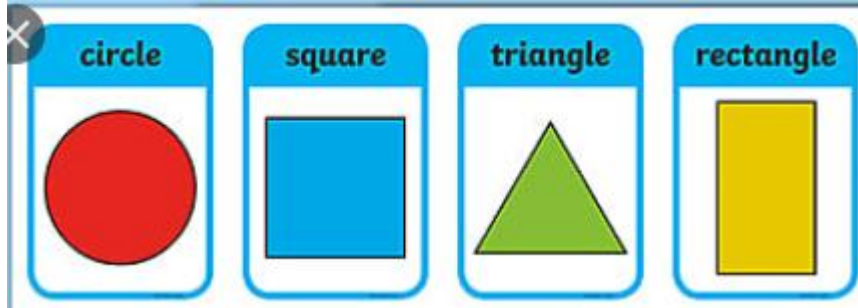
Hit the Button is an interactive maths game with quick fire questions on number bonds, times tables, doubling and halving, multiples, division facts and square numbers. The games, which are against the clock, challenge and develop mental maths skills. An untimed, practise mode is available in our [Hit the Button app](#) along with lots more extra features.

The activities can be matched to appropriate mathematical ability. Regular use of Hit the Button can help students to sharpen their recall of vital number facts in a fun way and learning



Hit the Button is available as an app on iOS, Android, Windows and Mac!

- Recognise and name 2D shapes (rectangles, squares, circles and triangles). (Recap from Year 1)



- Recognise and name 3D shapes (cubes, cuboids, pyramids and spheres). (Recap from Year 1)

